



CARBON / HYDROGEN / SULFUR ANALYZER

ELEMENTRAC CHS-r

For the safe, precise and reliable analysis of carbon (C), sulfur (S) and hydrogen (H) in predominantly organic matrices such as soils, waste, wood, oil, coal and coke, ELTRA offers the elemental analyzers ELEMENTRAC CHS-r with IR detection.

The CHS-r with up to 3 infrared cells is designed for carbon, sulfur and hydrogen measurement over a very wide concentration range. It uses a horizontal resistance furnace with ceramic tube, which operates in a range from 600 °C to 1550 °C.

The CHS-r combustion analyzer meets or exceeds the requirements of all common ASTM, DIN, EN or ISO standards for elemental analysis.



CARBON / SULFUR ANALYZER ELEMENTRAC CHS-R

- | Fast, simultaneous measurement of carbon, sulfur and hydrogen
- | High sample weight possible
- | Optimized (low blank) sample port
- | IR path made of solid gold for extended lifetime
- | Wide measuring range from 20 ppm to 100%

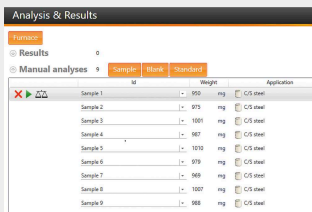


CARBON / SULFUR ANALYZER ELEMENTRAC CHS-R

OPERATION AND ANALYSIS PROCESS


The ELEMENTRAC CHS-r elemental analyzer determines the elements carbon, sulfur and hydrogen by combustion of the sample in an oxygen stream and subsequent measurement of the combustion gases CO₂, SO₂ and H₂O in selective infrared measuring cells. A high sample weight of up to 500 mg ensures excellent reproducibility of the measurement results, even for heterogeneous samples.

The high combustion temperatures and electronic monitoring of the oxygen flow allow complete oxidation of the sample and help to avoid too low results even with challenging materials like cement. Regardless of the selected configuration (carbon - sulfur - carbon/sulfur - carbon/hydrogen/sulfur), operation is identical in all versions.



Step 1: Logging the sample into the ELEMENTS software

The sample ID is logged into the software and the weight is automatically transferred (see step 2).



Step 2: Weighing and adding of accelerators

Volumes of 50 mg to 500 mg are typical for analysis of carbon, hydrogen and sulfur. The sample is directly applied to a carrier (ceramic or Inconel boat) and analyzed without addition of accelerators.



Step 3: Analysis

The sample is placed in front of the furnace opening and the measurement is started in the software. Subsequently, the shutter opens, and the material can be introduced into the hot furnace. At the same time, the ELEMENTS software continuously records measured values during combustion. Closing the furnace during the measurement is optional and can improve reproducibility.



Step 4: Data output and export

60 to 240 seconds after the analysis has started, the measured carbon, hydrogen and sulfur concentrations are available for export as a report or via LIMS. Depending on the selected configuration, carbon, sulfur and hydrogen values are available for the individual sample.

CARBON / SULFUR ANALYZER ELEMENTRAC CHS-R
SOLUTIONS & OPTIONS IN DETAIL

The ELEMENTRAC CHS-r analyzer comes with various solutions for reliable, and precise carbon, hydrogen and sulfur analysis.

Included: Two Anhydronne Columns

For reliable analysis of carbon and sulfur, the combustion gases must be freed from water vapor prior to IR detection. The CHS-r elemental analyzer has two drying columns filled with magnesium perchlorate to reliably prevent absorption effects in large sample volumes.



Included: Low blank sample port

The ELEMENTRAC CS-r and CHS-r analyzer series ensures safe and precise elemental analysis even of samples with low carbon content in the resistance furnace. Due to the optimized geometry of the sample port with reduced diameter, as well as an oxygen purge at the sample inlet, the CO₂ blank value of the atmosphere during sample introduction is drastically reduced, thus enabling reliable carbon analysis in the low measuring range.



Option: Second Furnace (ELTRA Dual Furnace Concept)

The CHS-r elemental analyzer can be connected in any configuration to an additional furnace without detectors. This principle, known from the ELEMENTRAC CS-d, allows fast fractionated analysis by applying different temperatures and provides



safety for high sample throughput.

Option: Monitor Holder

To make the most of laboratory space, the ELEMENTRAC CHS-r analyzer offers various operating options:

- | External monitor and keyboard
- | Monitor holder, wireless keyboard
- | Operation via touchscreen



Option: TIC Module

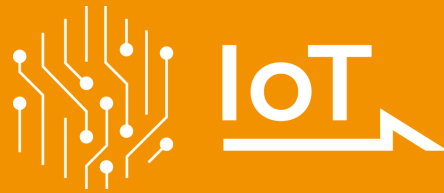
Depending on the sample, carbon can also be present in the two different fractions TOC (Total Organic Carbon) or TIC (Total Inorganic Carbon). The CHS-r elemental analyzer can be combined with ELTRA's TIC module to determine the TIC content via acidification. This combination enables reliable, direct TIC analysis in soils, building materials and other products in compliance with DIN EN 15936.



IOT - INTERNET OF THINGS

THE PLATFORM FOR REMOTE ACCESS TO YOUR DEVICES

All ELTRA analyzers seamlessly integrate with the Verder Scientific IoT platform, providing enhanced functionality, seamless connectivity, and additional benefits:



- | **Real-time Monitoring:** Gain insight into the status of your machines at any time thanks to immediate access to important data.
- | **Live Notifications:** Stay up to date on the status of your devices with instant notifications.
- | **Effortless Backup:** Whether you need to back up a single device or an entire fleet, back up your data effortlessly and minimize downtime.
- | **Automatic Software Updates:** Verder Scientific IoT keeps your device software up to date, optimizing performance and reliability.
- | **Access to Analysis Data:** ELTRA analyzers offer remote access to analysis data. This allows you to conveniently access important data while on the move.
- | **Autoloader Efficiency:** Get the most out of remote analysis preparation with our autoloader feature, which ensures uninterrupted operation and increased productivity for all instruments equipped with it.

Experience the power of the Verder Scientific IoT platform today and unlock the full potential of your ELTRA analyzers!



**FREE SOFTWARE
DOWNLOAD**

CARBON / SULFUR ANALYZER ELEMENTRAC CHS-R
ELEMENTS SOFTWARE

The comprehensive Windows-based ELEMENTS software is an essential part of all ELEMENTRAC generation elemental analyzers.

A central window (analysis and results) is the starting point from which all functionalities required for the daily routine are easily accessible. From here it is possible to group and export analyzed samples, or register and analyze new ones. The user may call up various subordinate functionalities like application settings, calibration, diagnosis, or status.



CARBON / SULFUR ANALYZER ELEMENTRAC CHS-R
TYPICAL SAMPLE MATERIALS

biomass, building materials, coal/ coke, fuels, oil, ores, plant materials, plastics, rubber, soil, soot, tobacco, waste,
...



coal



soil



plastic

CARBON / SULFUR ANALYZER ELEMENTRAC CHS-R

FUNCTIONAL PRINCIPLE

In the elemental analyzer CHS-r the sample is burnt in an oxygen atmosphere at temperatures up to 1,550 °C. The furnace temperature can be freely selected in steps of 1 °C. The combustion gasses (CO₂, H₂O, SO₂) coming from the furnace and first pass through a dust filter and then into the heated H₂O infrared cell. After the water vapor is chemically absorbed, the dried CO₂ and SO₂ gas is detected in the additional infrared cells. Depending on the configuration, it is possible to combine up to three infrared cells with different sensitivities.

CARBON / SULFUR ANALYZER ELEMENTRAC CHS-R

TECHNICAL DATA

Measured elements	carbon, hydrogen, sulfur
Samples	organic
Furnace alignment	horizontal (resistance furnace)
Sample carrier	ceramic boats
Field of application	agriculture, biology, chemistry / plastics, coal / power plant, construction materials, environment / recycling, medicine / pharmaceuticals
Furnace	resistance furnace (ceramic tube), adjustable up to 1550 °C (steps of 1 °C)
Detection method	solid state infrared absorption
Number of IR cells	1 - 3
Material of IR path	gold
Typical analysis time	60 - 180 s
Chemicals required	magnesium perchlorate, sodium hydroxide
Gas required	oxygen 99.5 % pure (2 - 4 bar / 30 - 60 psi)
Power requirements	230 V, 50/60 Hz max. heat up current 2000 W
Dimensions (W x H x D)	58 x 52 x 75 cm
Weight	~ 77 kg
Required equipment	PC, monitor, balance (resolution 0.0001g)
Optional accessories	TIC module






www.eltra.com/chs-r

ORDER DATA

ELTRA ELEMENTRAC CHS-R

**Measuring ranges at 350 mg sample weight
(alternative configurations on request)**

2)

88200-3100		CHS-r	1xC + 1xH + 1xS	0.03 – 100 % C 0.002 – 4.2 % H 0.001 – 1.14 % S
88200-3101		CHS-r	1xC + 1xH + 1xS	0.03 – 100 % C 0.002 – 4.2 % H 0.01 – 3.42 % S
88200-3102		CHS-r	1xC + 1xH + 1xS	0.03 – 100 % C 0.002 – 4.2 % H 0.005 – 2.28 % S
88200-3103		CHS-r	1xC + 1xH + 1xS	0.004 – 21 % C 0.002 – 4.2 % H 0.001 – 1.14 % S
88200-3109		CHS-r	1xC + 1xH + 1xS	0.03 – 100 % C 0.002 – 4.2 % H 0.05 – 31.4 % S



Further measuring range combinations on request

REQUIRED ACCESSORIES

PC, MONITOR, BALANCE

71015-1000	Computer with Intel Core i5-8400 Processor, 256 GB SSD; 8 GB RAM; Windows 10 operating system; keyboard; mouse
88400-0584	Monitor, TFT (23.8 inch)
88400-0645	Balance (resolution 0.0001 g)

REQUIRED CONSUMABLES / CHEMICALS FOR FIRST OPERATIONS

88500-0004	ELEMENTRAC CHS-r Starter-kit for 500 analyses (500 disposable porcelain boats, 50 g glass wool, 50 re-usable boats, 100 g Combsolid)
90200	 Anhydron (magnesium perchlorate), 454 g l)
90210	 Sodium hydroxide, 500 g l)

FURTHER OPTIONS AND CONSUMABLES


CHEMICALS (FILLINGS FOR GLASS AND QUARTZ TUBES)

90200  Anhydron (magnesium perchlorate), 454 g 1)

90210  Sodium hydroxide, 500 g 1)

90331  Glass wool, 454 g

90332  Glass wool, 50 g

92610  Tube of high vacuum grease, 35 g

88600-0008  Combsolid, 100 g 1)


91000-1005  Copper, flakes, 25 g


90840  Quartz sand, 100 g

88400-0508  Steel wool


BOATS

90160  Disposable porcelain boats 86 x 13 x 10 mm, 1000 pieces

90153  Re-usable ceramic boats, premium, 58 x 22 x 14 mm, 500 pieces


88600-0011  Re-usable ceramic boats, 95 x 13 x 10 mm, 500 pieces

88400-0502  Re-usable inconel boat, 54 x 18 x 13.5 mm, 1 piece


88400-0503  Re-usable inconel boat, 54 x 18 x 9 mm, 1 piece

TOOLS FOR OPERATION: SPATULAS, TWEEZERS, TONGS AND OTHER


88400-0229  Tweezers (160 mm), curved, 1 piece

88400-0472  Tweezers (145 mm), straight, 1 piece

88400-0475  Set with 6 spatula and 1 tweezers for multiple weighing procedures

90145  Tongs for ceramic crucibles and boats, 220 mm, 1 piece

88600-0009  Screen glass with edge guard

88400-0499  Safety glasses


36216-2001 Combustion boat insertion stick, 1 piece


36218-2001 Combustion boat removing stick, 600 mm, 1 piece

TOOLS FOR STORAGE, TRANSPORTING AND WEIGHING

88400-0477  Weighing boat, 1 piece for weighing and usage of granulates

TOOLS FOR MAINTENANCE

88400-0473  Powder funnel (plastics), 1 piece for easy filling of chemical tubes

88400-0490  Rubber plug 29 x 35 x 30 mm, 1 piece for sealing big glass tubes like 09090

71010  Brush, 16 mm, 1 piece for cleaning balance from dust

88600-0026 Anhydrone filter tube
1) glass tube filled with Anhydrone


CALIBRATION MATERIALS

Calibration materials may show slight variations depending on the current lot.

To see the current certification please visit www.ELTRA.com.

COAL: CERTIFIED SULFUR CONTENT


92511-3005 Coal, 50 g, <0.1 % S

92511-3010  Coal, 50 g, 0.1 – 0.5 % S


92511-3020  Coal, 50 g, 0.5 – 1.0 % S

92511-3030  Coal, 50 g, 1.0 – 1.5 % S

92511-3040  Coal, 50 g, 1.5 – 2.0 % S

92511-3050  Coal, 50 g, 2.0 – 3.0 % S

92511-3060  Coal, 50 g, 3.0 – 4.0 % S


92511-3070  Coal, 50 g, 4.0 – 5.0 % S


92511-3080  Coal, 50 g, >5.0 % S

COAL, PREMIUM, C/H/N/S, ASH, VOLATILE CONTENT, CERTIFIED

92550-3010 Coal, premium, 50 g, ~ 1 % S

92550-3020  Coal, premium, 50 g, ~ 1 % S

92550-3040  Coal, premium, 50 g, 1.0 – 3.0 % S

92550-3060  Coal, premium, 50 g, > 3.0 % S

COKE, PREMIUM, C/H/N/S, ASH, VOLATILE CONTENT, CERTIFIED

92560-3010



Coke, premium, 50 g

PET COKE, PREMIUM, C/H/N/S, ASH, VOLATILE CONTENT CERTIFIED

92570-3020 Pet coke, premium, 50 g, ~ 1 % S

92570-3040 Pet coke, premium, 50 g, ~ 1 % S

OTHER

90812-3001



Limestone, 25 g, 0.04 % S

90812-3002



Limestone, 25 g, 0.4 % S

90812-3003 Limestone, 25 g, < 5 % C

90812-3004 Limestone, 25 g, 5 – 10 % C

90817-3001 Soil, 25 g, > 2 % C, S

90817-3002 Soil, 25 g, < 1 % C, S

90817-3003 Soil, 25 g, > 2 % C, S

90817-3004 Soil, 25 g, < 2 % C, < 1 % S, < 2 % C; < 1 % S

91900-1001



Ore, 30 g, ~1.4 % S

91900-1002



Ore, 30 g, ~4.2 % S

91900-1003 Ore, 30 g, ~3 % S

PRIMARY SUBSTANCES FOR CALIBRATION, 32 % S

90710-3010



EDTA, 50 g

90710-3030 Sucrose, 50 g

90810



Calcium carbonate, 100 g

90821



Barium sulphate, 50 g

90824



Sulfanilic acid, 50 g

91900-2001

Zinc sulfide, 50 g, 32 % S

LIQUID CALIBRATION MATERIAL

Please note: Every analyzer requires PC, monitor, balance and some consumables (crucibles, chemicals) which have to be ordered separately